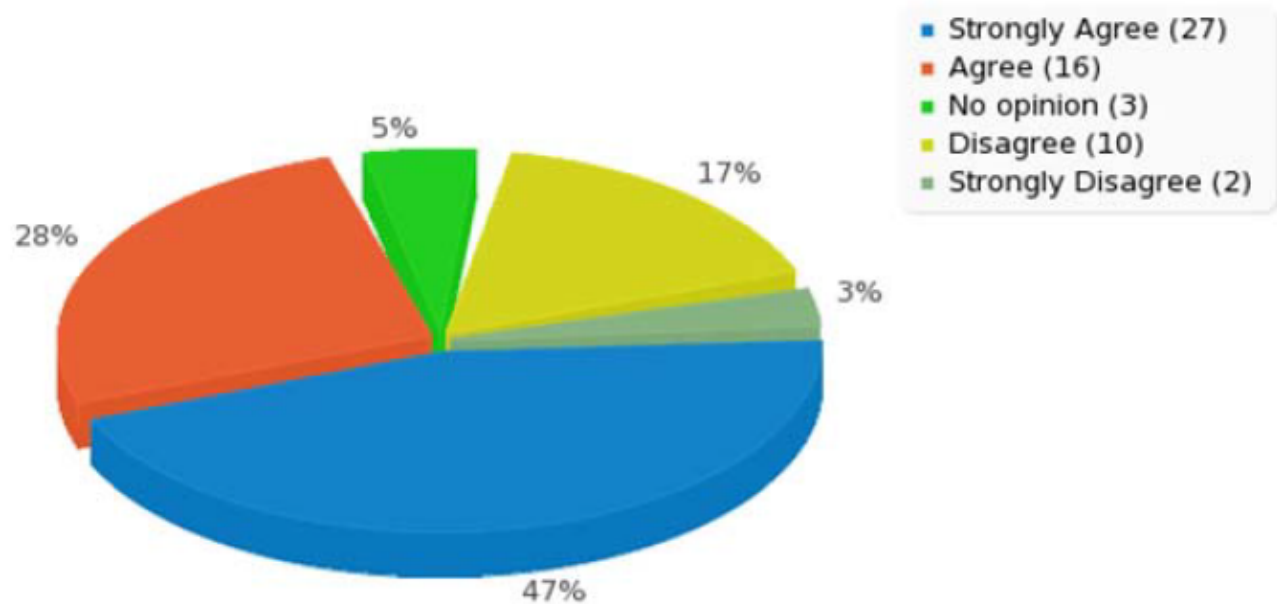


Responses from the 2011 Survey of Library Services for Students

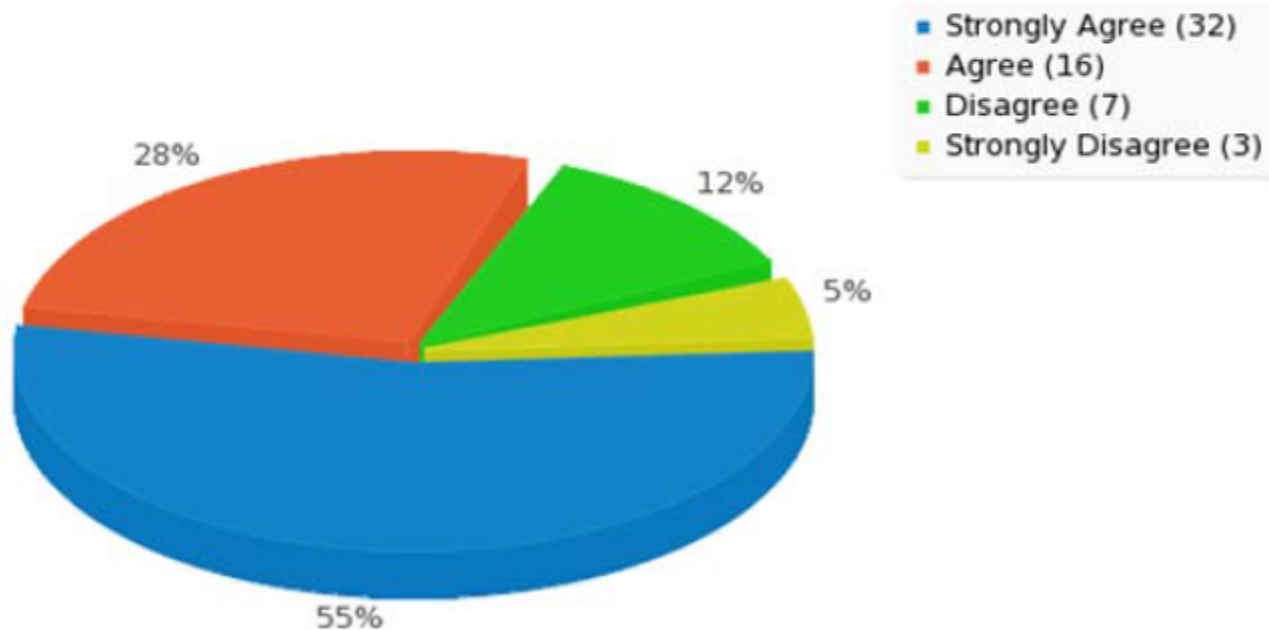
1) I use the library on a regular basis.

Answer	Count	Percentage
Strongly Agree (p11)	27	46.55%
Agree (p1b)	16	27.59%
No opinion (p1c)	3	5.17%
Disagree (p1d)	10	17.24%
Strongly Disagree (p1e)	2	3.45%
No answer	0	0.00%
Non completed	0	0.00%



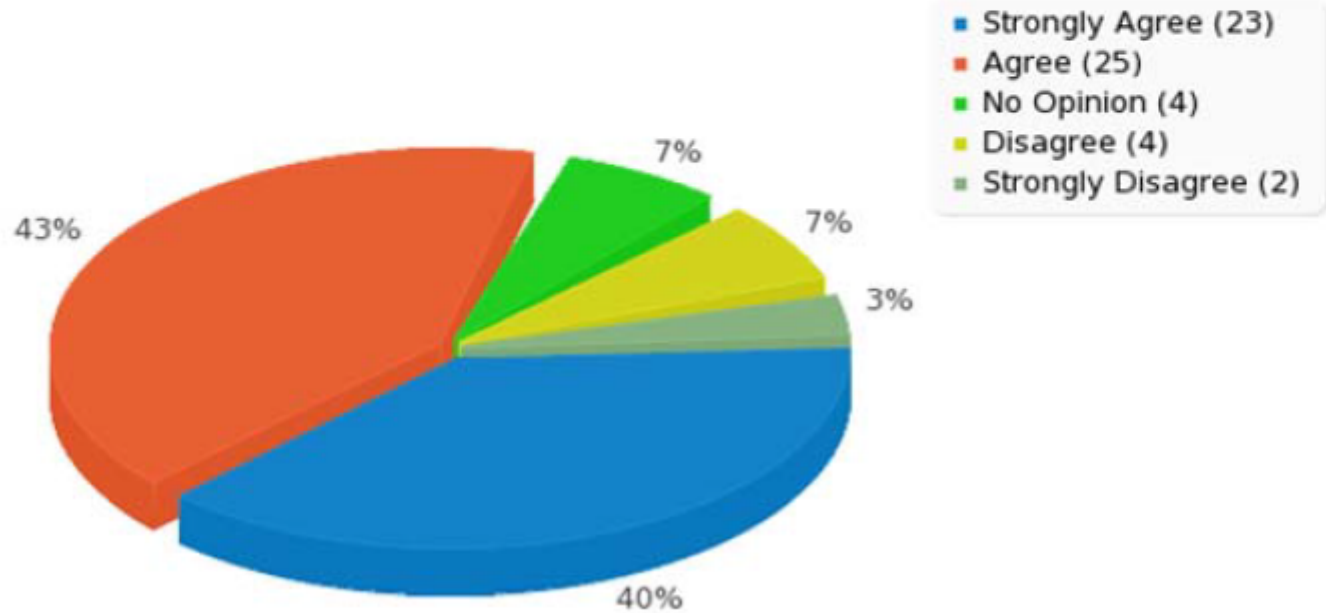
2) The atmosphere of the library is open and inviting.

Answer	Count	Percentage
Strongly Agree (p2a)	32	55.17%
Agree (p2b)	16	27.59%
No Opinion (P2c)	0	0.00%
Disagree (p2d)	7	12.07%
Strongly Disagree (p2e)	3	5.17%
No answer	0	0.00%
Non completed	0	0.00%



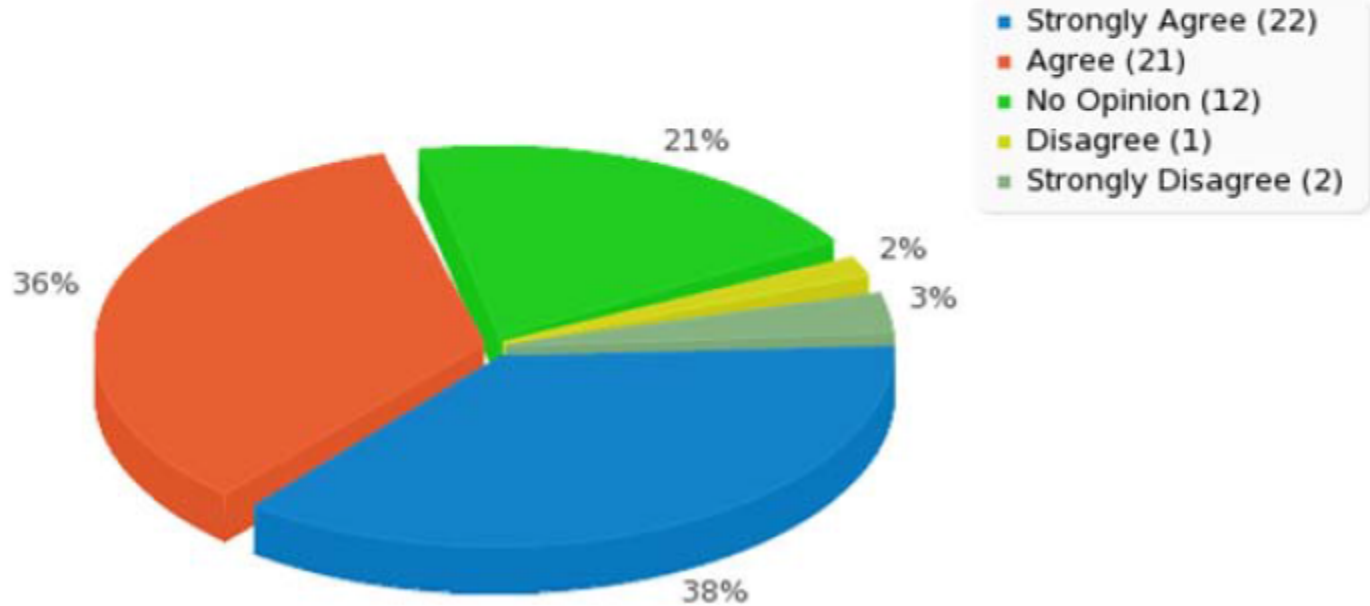
3) The environment of the library is intellectually stimulating.

Answer	Count	Percentage
Strongly Agree (p3a)	23	39.66%
Agree (p3b)	25	43.10%
No Opinion (p3c)	4	6.90%
Disagree (p3d)	4	6.90%
Strongly Disagree (p3e)	2	3.45%
No answer	0	0.00%
Non completed	0	0.00%



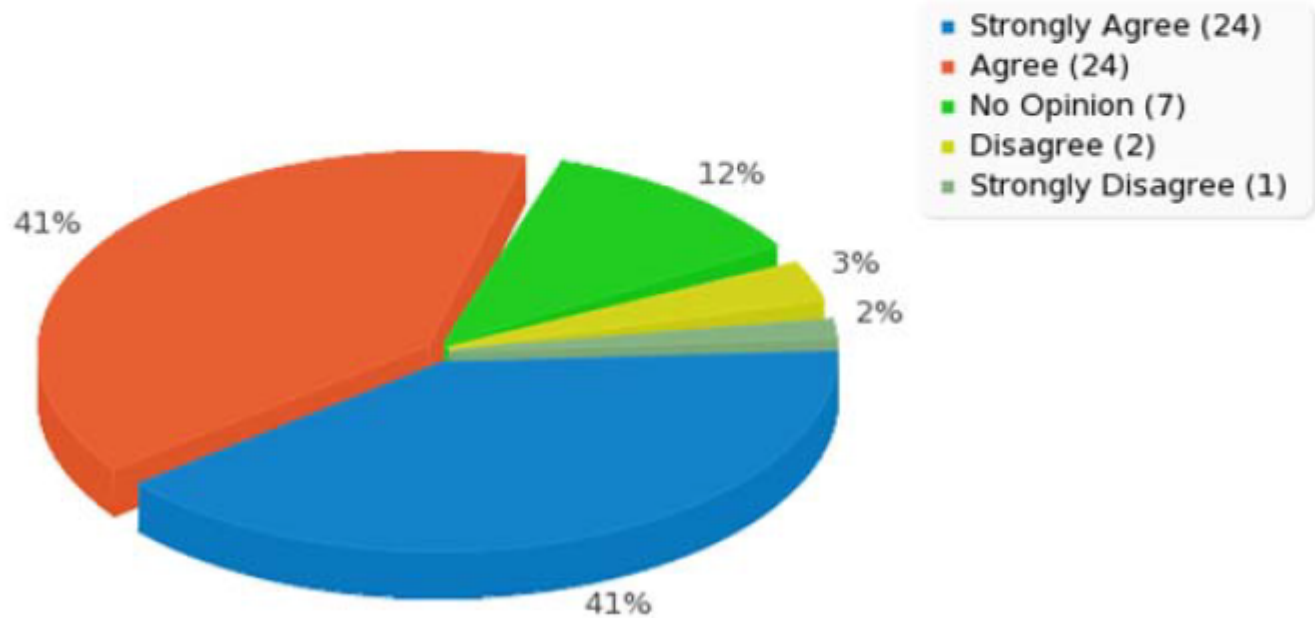
4) The library is accessible to persons with disabilities.

Answer	Count	Percentage
Strongly Agree (p4a)	22	37.93%
Agree (p4b)	21	36.21%
No Opinion (p4c)	12	20.69%
Disagree (p4d)	1	1.72%
Strongly Disagree (p4e)	2	3.45%
No answer	0	0.00%
Non completed	0	0.00%



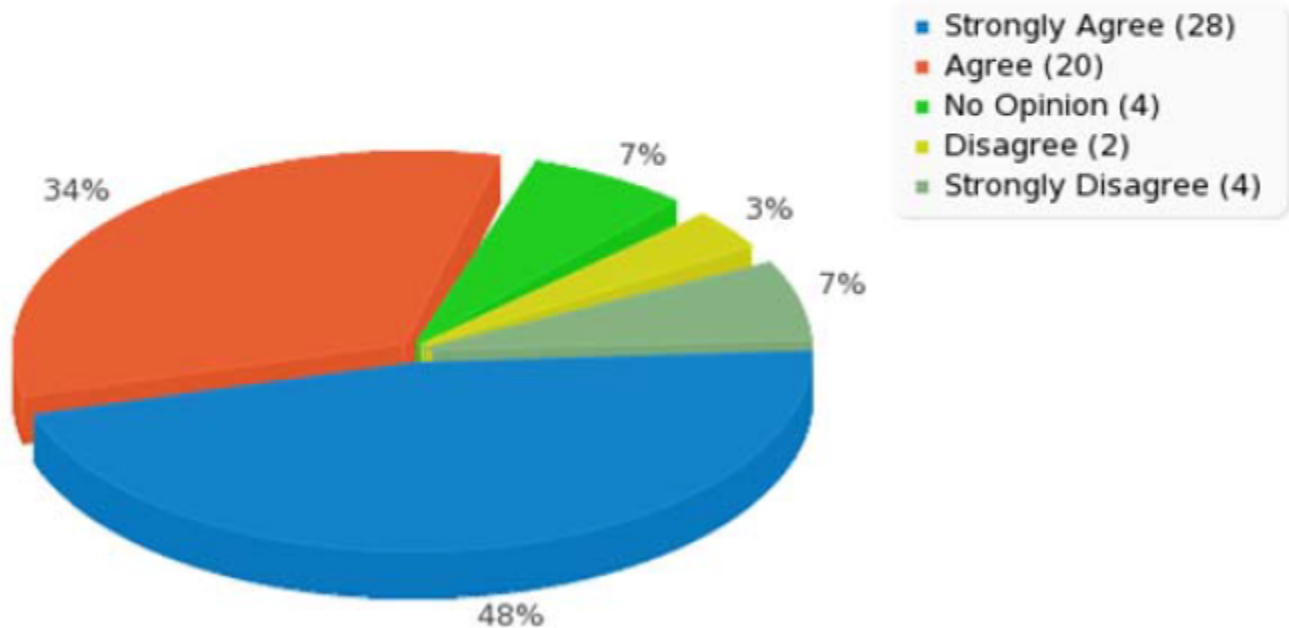
5) The library's collections meet my research needs.

Answer	Count	Percentage
Strongly Agree (p5a)	24	41.38%
Agree (p5b)	24	41.38%
No Opinion (p5c)	7	12.07%
Disagree (p5d)	2	3.45%
Strongly Disagree (p5e)	1	1.72%
No answer	0	0.00%
Non completed	0	0.00%



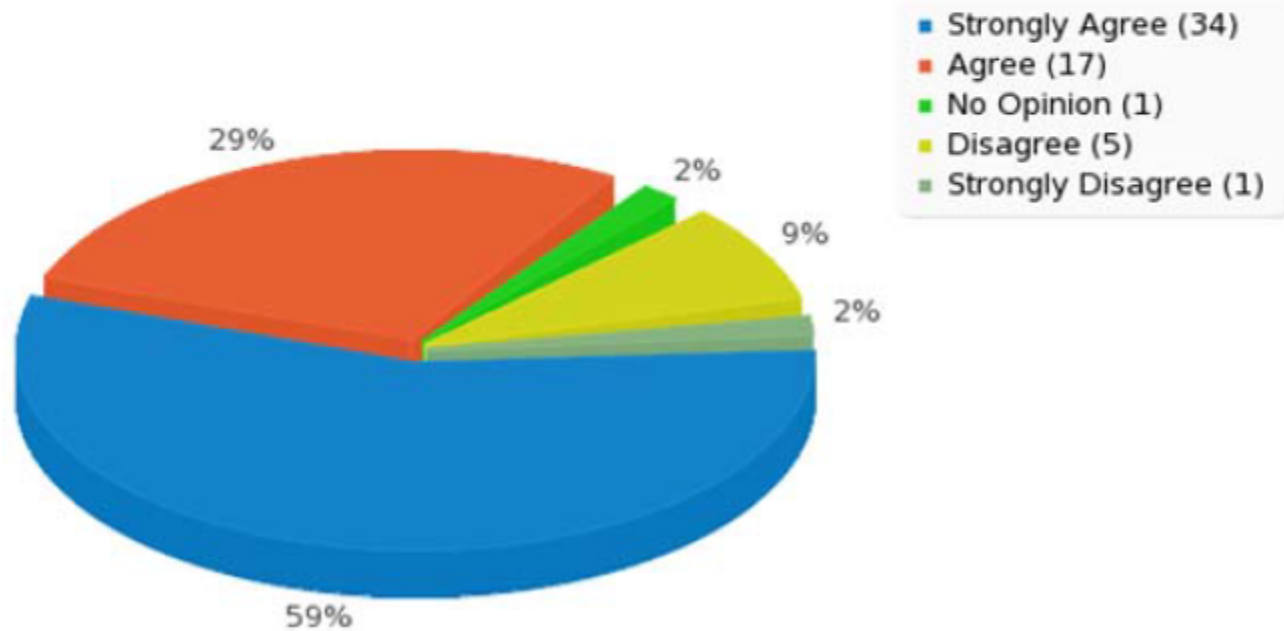
6) The library staff is helpful when I need assistance.

Answer	Count	Percentage
Strongly Agree (p6a)	28	48.28%
Agree (p6b)	20	34.48%
No Opinion (p6c)	4	6.90%
Disagree (p6d)	2	3.45%
Strongly Disagree (p6e)	4	6.90%
No answer	0	0.00%
Non completed	0	0.00%



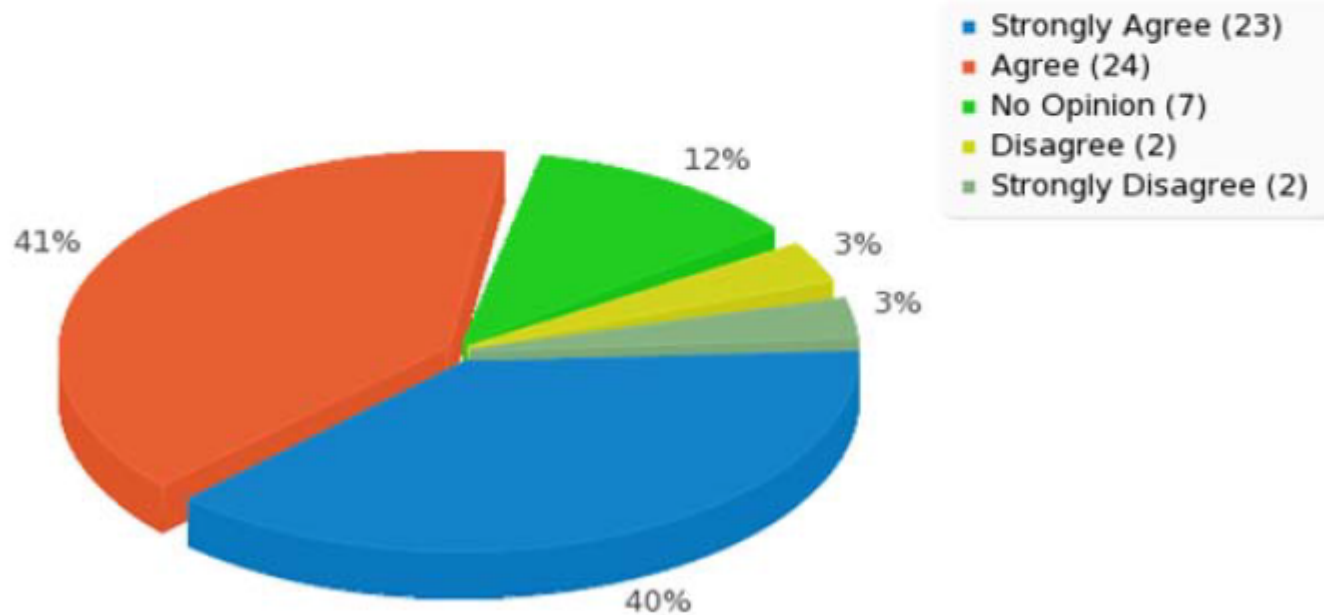
7) The library has adequate technology to support my research needs.

Answer	Count	Percentage
Strongly Agree (p7a)	34	58.62%
Agree (p7b)	17	29.31%
No Opinion (p7c)	1	1.72%
Disagree (p7d)	5	8.62%
Strongly Disagree (p7e)	1	1.72%
No answer	0	0.00%
Non completed	0	0.00%



8) I have utilized the Alabama Virtual Library for research.

Answer	Count	Percentage
Strongly Agree (p8a)	23	39.66%
Agree (p8b)	24	41.38%
No Opinion (p8c)	7	12.07%
Disagree (p8d)	2	3.45%
Strongly Disagree (p8e)	2	3.45%
No answer	0	0.00%
Non completed	0	0.00%



9) Overall, I am satisfied with the services provided by the library.

Answer	Count	Percentage
Strongly Agree (p9a)	32	55.17%
Agree (p9b)	17	29.31%
No Opinion (p9c)	2	3.45%
Disagree (p9d)	5	8.62%
Strongly Disagree (p9e)	2	3.45%
No answer	0	0.00%
Non completed	0	0.00%

